

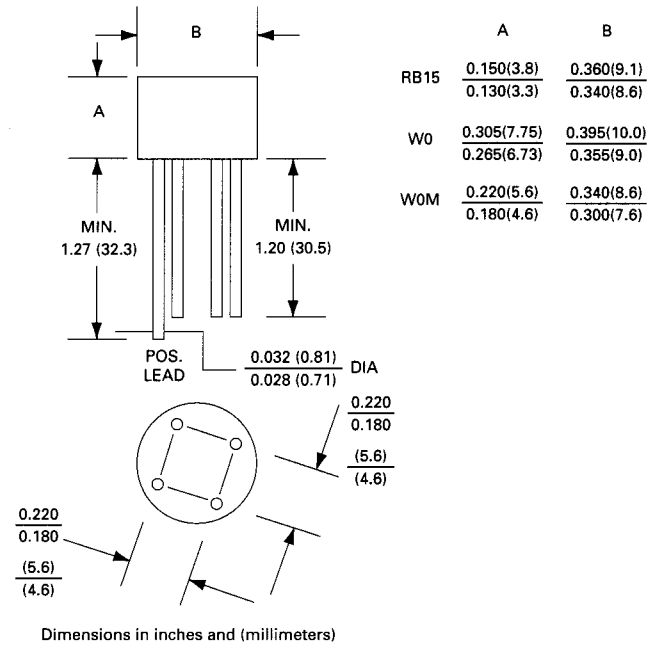
# RB151 ...RB157; W005 ...W10; W005M ...W10M

## 1.5A SINGLE - PHASE SILICON BRIDGE

### Features

- Surge overload rating - 50 amperes peak
- Ideal for printed circuit boards
- Reliable low cost construction utilizing molded plastic technique results in inexpensive product
- Mounting Position: Any

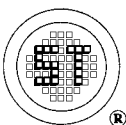
VOLTAGE RANGE  
50 to 1000 Volts  
CURRENT  
1.5 Amperes



### MAXIMUM RATINGS AND ELECTRICAL CHARACTERISTICS

Rating at 25 °C ambient temperature unless otherwise specified  
Single-phase, half-wave, 60 Hz, resistive or inductive load.  
For capacitive load, derate current by 20%.

	RB151	RB152	RB153	RB154	RB155	RB156	RB157	
	W005	W01	W02	W04	W06	W08	W10	
	W005M	W01M	W02M	W04M	W06M	W08M	W10M	UNITS
Maximum Recurrent Peak Reverse Voltage	50	100	200	400	600	800	1000	V
Maximum RMS Voltage	35	70	140	280	420	560	700	V
Maximum DC Blocking Voltage	50	100	200	400	600	800	1000	V
Maximum Average Forward Rectified Current $T_A = 25\text{ }^\circ\text{C}$	1.5							A
Peak Forward Surge Current, 8.3 ms single half sine-wave superimposed on rated load	50.0							A
1 <sup>st</sup> Rating for fusing ( $t < 8.35\text{ms}$ )	5.0							A <sup>2</sup> t
Maximum Forward Voltage drop per element at 1.0A Peak	1.0							V
Maximum Reverse Current at rated $T_A = 25\text{ }^\circ\text{C}$	10.0							$\mu\text{A}$
Operating Temperature Range $T_J$	-55 to + 125							$^\circ\text{C}$
Storage Temperature Range $T_A$	-55 to + 150							$^\circ\text{C}$



**SEMTECH ELECTRONICS LTD.**  
( wholly owned subsidiary of HONEY TECHNOLOGY LTD. )

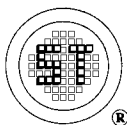
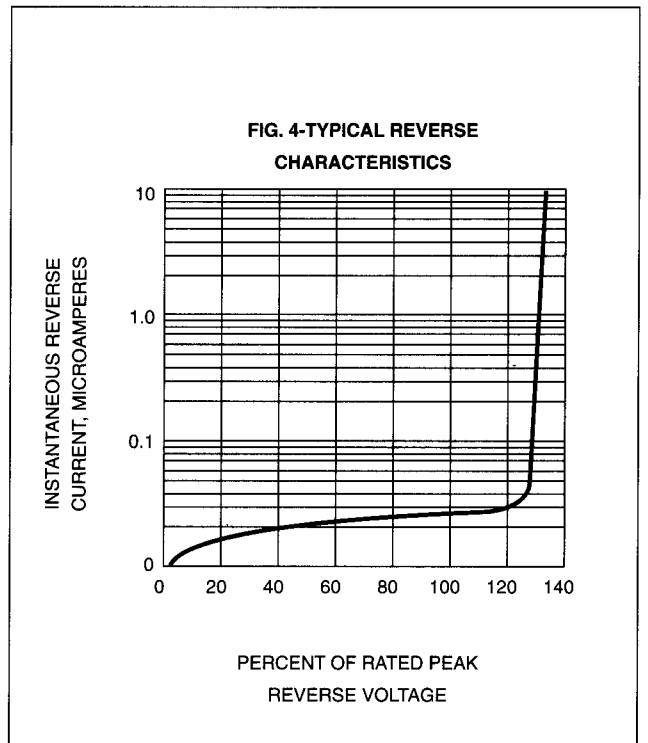
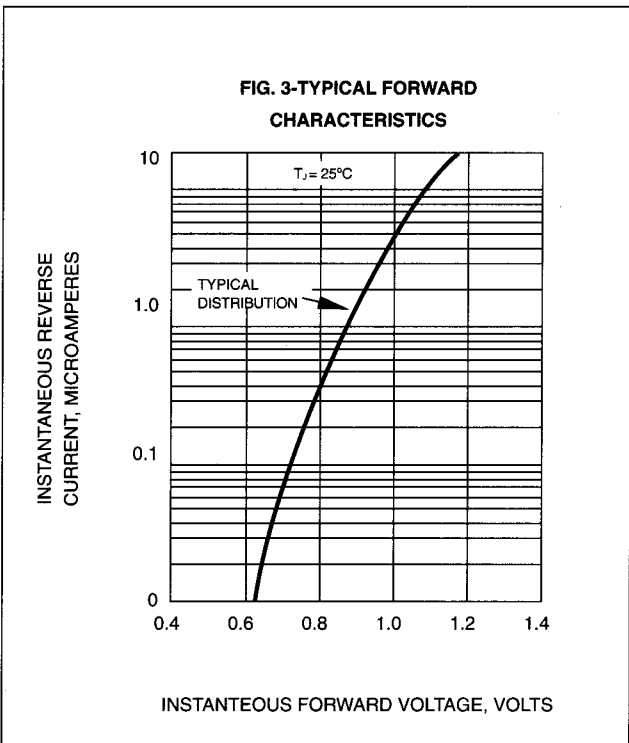
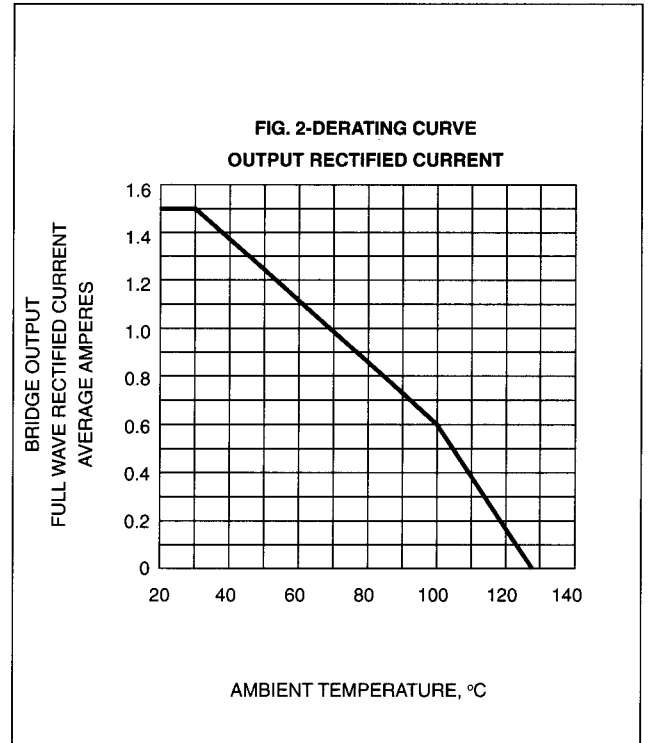
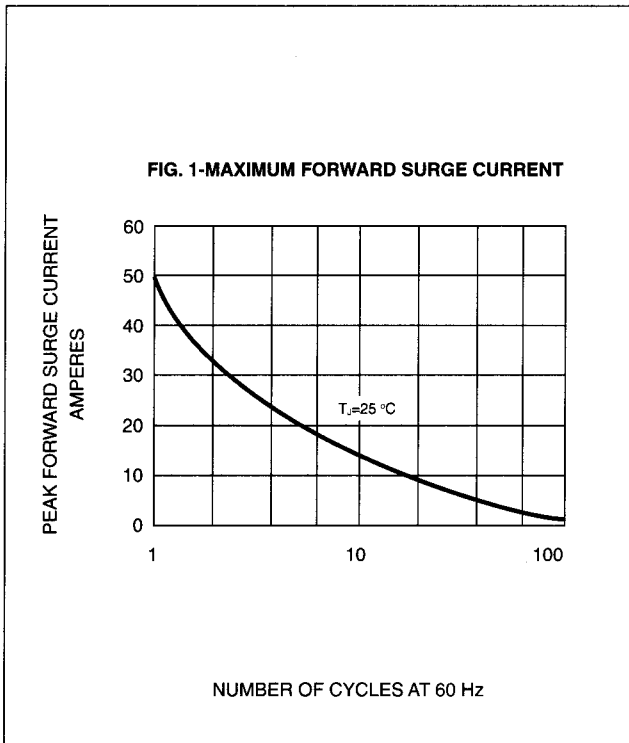


# RB151 ...RB157; W005 ...W10; W005M ...W10M

## 1.5A SINGLE - PHASE SILICON BRIDGE

### RATING AND CHARACTERISTICS CURVES

RB151      RB157  
 W005 THRU W10  
 W005M      W10M



**SEMTECH ELECTRONICS LTD.**  
 ( wholly owned subsidiary of HONEY TECHNOLOGY LTD. )

